

## Pumper Combination Packages Crossfire & Extend-A-Gun

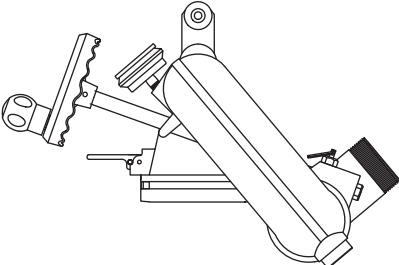
XFC-73

**\$4760.00**

XFC-73 PACKAGE CONTAINS:

- CROSSFIRE Monitor Top
- Your Choice of Halo Master Stream Nozzle
- Your Choice of Manual Extend-A-Gun
- Your Choice of Mounting Bracket Set

**CROSSFIRE TOP INCLUDED**



**XFT-NJ — 2.5"NH Outlet**  
Monitor Top  
1250 gpm (4500 l/min)

**CHOICE OF EXTEND-A-GUN**

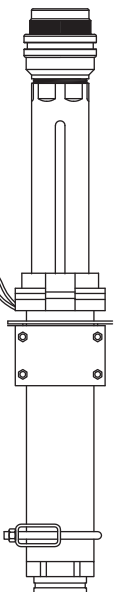
Choose One Option

**XG12PL-XL**  
3" Tapered Pipe Male  
12" Extended Position

**XG12VL-XL**  
3" Victaulic (75mm)  
12" Extended Position

**XG18PL-XL**  
3" Tapered Pipe Male  
18" Extended Position

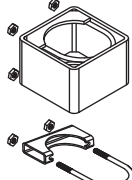
**XG18VL-XL**  
3" Victaulic (75mm)  
18" Extended Position



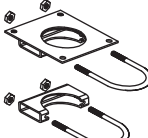
**3" BRACKET SET CHOICE** Choose One Option

*For safe dependable service, the Extend-A-Gun MUST be securely mounted. To make the Extend-A-Gun as versatile as possible, three mounting bracket kits are offered.*

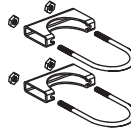
**XGB-13**  
TUBE/  
SADDLE



**XGB-23**  
PLATE/  
SADDLE

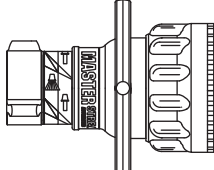


**XGB-33**  
SADDLE/  
SADDLE

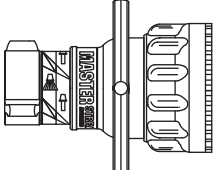


**CHOICE OF NOZZLE** Choose One Option

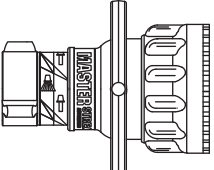
**M-R1000-NJ — 2.5"NH**  
Automatic Pressure Nozzle  
150-1000 gpm flow range  
(600-4000 l/min)



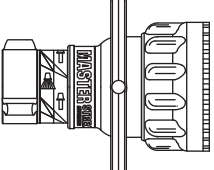
**M-R1250SNJ — 2.5"NH**  
Automatic Pressure Nozzle  
150-1250 gpm flow range  
(600-4500 l/min)



**M-RS1000-NJ — 2.5"NH**  
Selectable Flow Nozzle  
250, 350, 500, 750 or 1000 gpm  
Flow is User Adjusted  
gpm is based on 100 psi



**M-RF1000-NJ — 2.5"NH**  
Fixed Flow Nozzle  
1000 gpm (4000 l/min) max  
Must Specify Flow & Pressure



OEM INSTALLED COMPONENTS