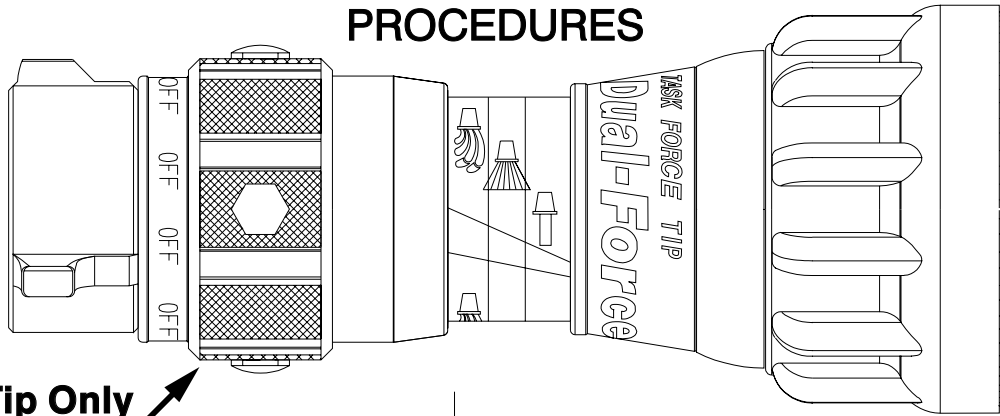


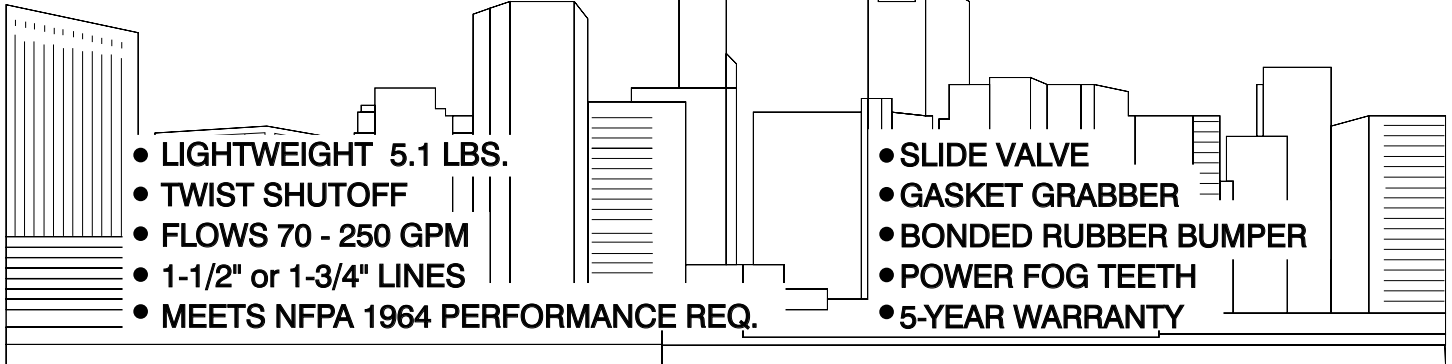


TASK FORCE TIPS Sales Bulletin

DESIGNED FOR HIGHRISE PACKS and BREAK & EXTEND PROCEDURES

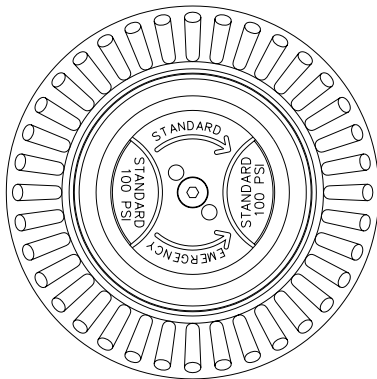


**Dual-Force Tip Only
With Twist Shutoff**



- LIGHTWEIGHT 5.1 LBS.
- TWIST SHUTOFF
- FLOWS 70 - 250 GPM
- 1-1/2" or 1-3/4" LINES
- MEETS NFPA 1964 PERFORMANCE REQ.

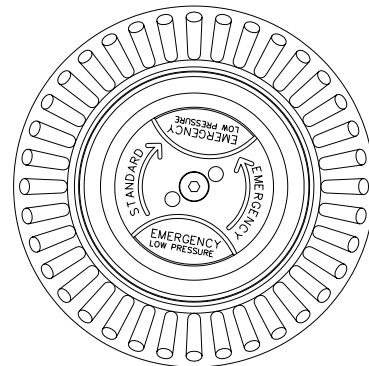
- SLIDE VALVE
- GASKET GRABBER
- BONDED RUBBER BUMPER
- POWER FOG TEETH
- 5-YEAR WARRANTY



STANDARD 100 PSI POSITION

IN THIS MODE THE NOZZLE MAINTAINS A VERY ACCURATE STANDARD PRESSURE OF 100 PSI. FOR YOUR TOUGH INTERIOR ATTACK, THERE'S NOTHING MORE DURABLE AND HARD HITTING THAN A TFT.

This model, and all versions of the Dual-Force, offers the unique ability to change operating pressures at the nozzle. This allows greater flows at a lower operating pressure when needed.



EMERGENCY LOW PRESSURE POSITION

WITH AN EASY TWIST OF THE KNOB, YOU SWITCH TO THE LOW PRESSURE MODE. THIS IMMEDIATELY REDUCES THE OPERATING NOZZLE PRESSURE UP TO 50% WHILE MAINTAINING A USABLE STREAM AND INCREASING FLOW. WHEN HIGH PRESSURE IS NEEDED AGAIN, JUST TWIST THE KNOB BACK TO THE STANDARD POSITION.

TASK FORCE TIPS, INC.
www.tft.com

2800 EAST EVANS AVENUE, VALPARAISO, IN 46383-6940
800-348-2686 • 219- 462-6161 • Fax 219-464-7155