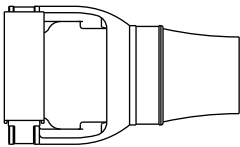


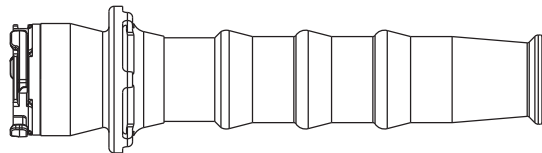
## INSTRUCTIONS FOR SAFE OPERATION AND MAINTENANCE

**⚠ WARNING**

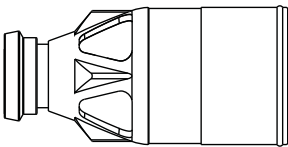
Understand manual before use. Operation of this device without understanding the manual and receiving proper training is a misuse of this equipment. Obtain safety information at [www.tft.com/serial-number](http://www.tft.com/serial-number)



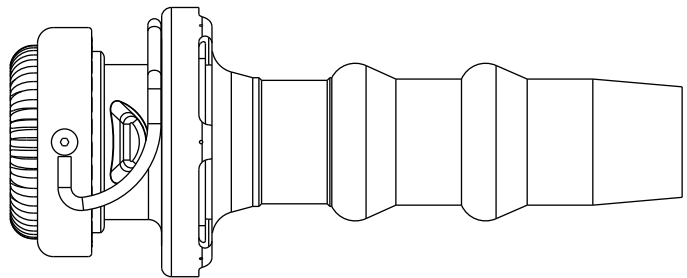
**FoamJet**



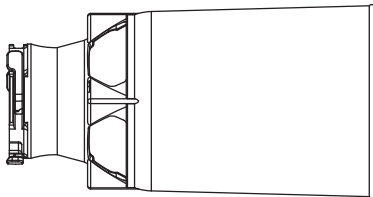
**FoamJet-LX**



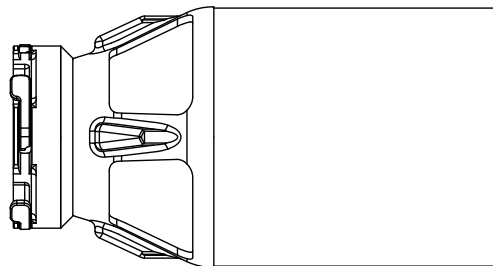
**MX-FoamJet**



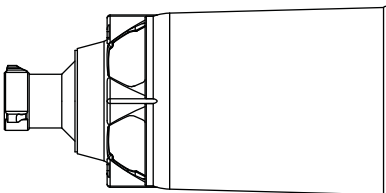
**FoamJet-LX**



**MX-FoamJet**



**FoamJet-MX**



**Foam Nozzle**



**! DANGER**

**PERSONAL RESPONSIBILITY CODE**

The member companies of FEMSA that provide emergency response equipment and services want responders to know and understand the following:

1. Firefighting and Emergency Response are inherently dangerous activities requiring proper training in their hazards and the use of extreme caution at all times.
2. It is your responsibility to read and understand any user's instructions, including purpose and limitations, provided with any piece of equipment you may be called upon to use.
3. It is your responsibility to know that you have been properly trained in Firefighting and /or Emergency Response and in the use, precautions, and care of any equipment you may be called upon to use.
4. It is your responsibility to be in proper physical condition and to maintain the personal skill level required to operate any equipment you may be called upon to use.
5. It is your responsibility to know that your equipment is in operable condition and has been maintained in accordance with the manufacturer's instructions.
6. Failure to follow these guidelines may result in death, burns or other severe injury.



Fire and Emergency Manufacturers and Service Association  
P.O. Box 147, Lynnfield, MA 01940 • [www.FEMSA.org](http://www.FEMSA.org)

## MEANING OF SAFETY SIGNAL WORDS

A safety related message is identified by a safety alert symbol and a signal word to indicate the level of risk involved with a particular hazard. Per ANSI standard Z535.6-2011, the definitions of the four signal words are as follows:

**⚠ DANGER**

**DANGER** indicates a hazardous situation which, if not avoided, will result in death or serious injury.

**⚠ WARNING**

**WARNING** indicates a hazardous situation which, if not avoided, could result in death or serious injury.

**⚠ CAUTION**

**CAUTION** indicates a potentially hazardous situation which, if not avoided, could result in minor or moderate injury.

**NOTICE**

**NOTICE** is used to address practices not related to physical injury.

## SAFETY

**⚠ WARNING**

Lack of foam can place nozzle operator at risk of injury or death. Establish foam flow before advancing into hazardous situations. Assure against running out of foam. Check concentrate level periodically and keep an adequate supply on hand.

**⚠ WARNING**

Improper use of foam can result in injury or damage to the environment. Follow foam concentrate manufacturer's instructions and fire service training to avoid:

- Using wrong type of foam on a fire, i.e. Class A foam on a Class B fire.
- Mishandling of concentrates, some of which are flammable.
- Plunging foam into pools of burning liquid fuels.
- Causing environmental damage.
- Directing foam into face.

**⚠ CAUTION**

Each model FoamJet, MX-FoamJet and FoamJet-LX is designed for a specific nozzle. Do not use with other than the intended nozzle. Use with other than the intended nozzle can result in improper latching, poor foam performance, injury or loss of property.

**⚠ CAUTION**

Any alterations to the FoamJet, MX-Foamjet or FoamJet-LX or their markings constitutes a misuse of these products and could diminish safety.

## INTRODUCTION

In order to produce the best quality low and medium expansion foam for fire fighting, the foam solution must be aerated by some means. The FoamJet, MX-FoamJet and FoamJet-LX series of nozzle attachments and foam nozzles provide a simple and lightweight means to aerate the foam as it exits the nozzle. The foam attachments are quickly attached or removed from the nozzle as the situation demands. The attachments are available for a variety of TFT handheld & master stream nozzles. See the following pages for a listing of available models and compatible nozzles. The label on each attachment also lists compatible nozzles.

## FOAM TYPE, CONCENTRATION AND PROPORTIONING

The FoamJet, MX-Foamjet, Foamjet-LX and Foam Nozzle can be used with most types of concentrate including protein, fluoroprotein, AFFF and AR-AFFF (alcohol resistant foam). See page 11 for a summary of typical uses for various foam types. The foam concentrate must be proportioned into the water before the nozzle by some means, such as batch mixing, eductors or direct injection systems. The nature of the fire hazard will determine the type of foam used, the concentration, and the desired expansion ratio. Refer to page 11 for basic guidelines. Finished foam expansion and longevity (life) are largely dependent on the type and quality of foaming agents used in foam chemical formulations. Some foams will perform better than others when used with these devices.

## ATTACHMENT TO NOZZLE

The FoamJet, MX-FoamJet and FoamJet-LX Series are attached to the nozzle by five different methods. Each of the five methods is shown in the following pages. Each method clamps onto the bumper of the nozzle. Assure that bumper of nozzle is in good condition (no nicks or abrasions) to positively latch and seal to FoamJet attachment.

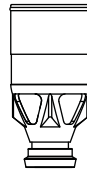
## USE OF FOAMJET, MX-FOAMJET AND FOAMJET-LX ATTACHMENTS

Refer to fire service training and foam concentrate manufacturer's recommendations for the proper use of foam. Use of foam aspirators are intended to be used with the nozzle in the straight stream position only. Failure to do so will cause blowback through the air intakes of the foam attachment.

Foam expansion ratios from the MX-Foamjet series may be adjusted by changing the bumper position of the nozzle. As the nozzle bumper is rotated back to the wide fog position, higher expansion ratios will be produced, but with reduced stream reach. Rotating the nozzle bumper into straight stream will produce lower expansion ratios, but with longer reach.

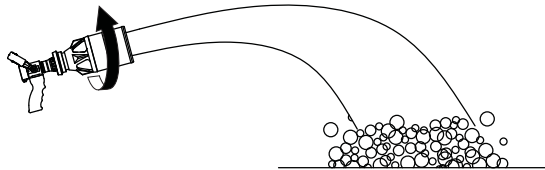


Series	<b>FOAMJET</b>			
Description	Low Expansion Aspirating Attachment			
Model	<b>FJ-DQ</b>	<b>FJ-U</b>	<b>FJ-HM</b>	<b>FJ-H</b>
For Nozzle Series (flow range)	QuadraFog 1" 5 - 40 GPM	Ultimatic 10-125 GPM	MidMatic Mid-Force Metro 1 70-200 GPM	Handline 50-350 GPM Dual-Force 70-250 GPM Metro 2 95-325 GPM
CLASS A	<b>GOOD</b>			
AFFF	<b>GOOD</b>			
Alcohol Resistant AFFF	<b>GOOD</b>			
PROTEIN, FP, FFFP	<b>GOOD</b>			
Attachment Method	<p>① Insert bumper into attachment engaging ribs.</p> <p>② Move latch to locked position.</p>			
Foam Application	Use in Straight Stream Only			

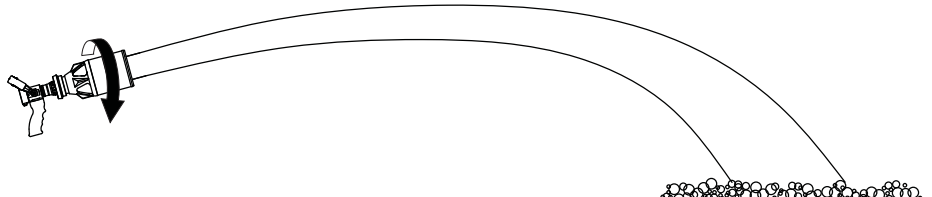



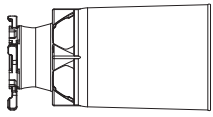

Series	<b>MX-FOAMJET</b>
Description	Multi-Expansion Foam Aspirating Attachment
Model	<b>FJ-MX-D</b>
For Nozzle Series (flow range)	Twister 1" 10-24 GPM 10-40 GPM
CLASS A	<b>BEST</b>
AFFF	<b>BEST</b>
Alcohol Resistant AFFF	<b>BEST</b>
PROTEIN, FP, FFFP	<b>BETTER</b>
Attachment Method	<p>① Insert bumper into attachment with ring unlocked.</p> <p>② LOCKED UNLOCKED → PUSH</p>
Foam Application	Use in Straight Stream through Fog Pattern

**FOG:** Shorter Reach  
More Expansion

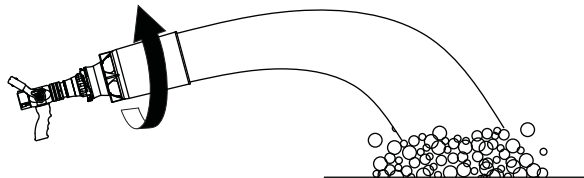


**STRAIGHT STREAM:**  
Longer Reach, Less Expansion

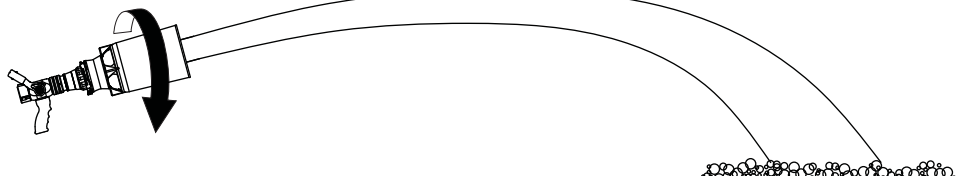


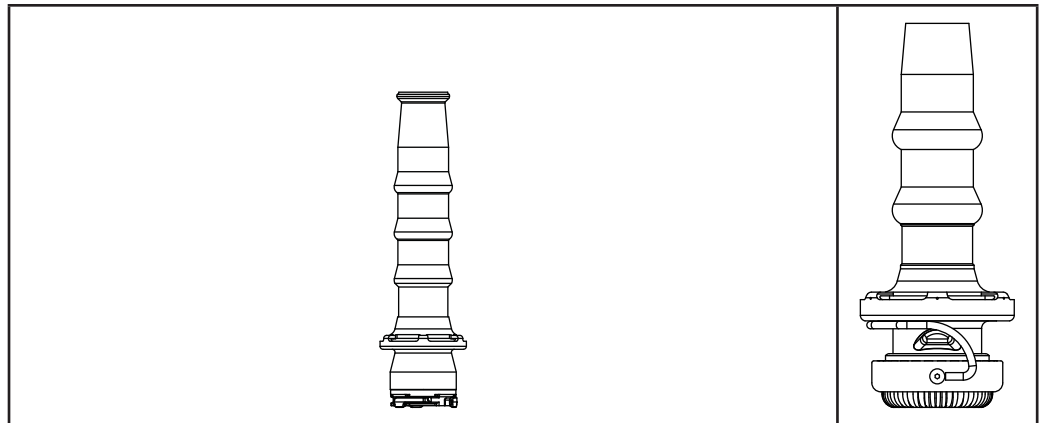
								
Series	<b>MX-FOAMJET</b>							
Description	Multi-Expansion Foam Aspirating Attachment							
Model	<b>FJ-MX-F</b>	<b>FJ-MX-DQ</b>	<b>FJ-UMX</b>	<b>FJ-MX-FQ</b>	<b>FJ-MX-FT</b>	<b>FJ-MX-HM</b>	<b>FJ-MX-G</b>	<b>FJ-HMX</b>
For Nozzle Series (flow range)	Twister 1.5" 20-60 GPM 20-95 GPM	QuadraFog 1" 5 - 40 GPM Medium Expansion Suitable for 24 & 40 GPM Settings Only	Ultimatic 10 - 125 GPM	QuadraFog 1.5" 30 - 125 GPM	ThunderFog Series 30 - 200 GPM 95 - 250 GPM	Mid-Matic Mid-Force Metro 1 70 - 200 GPM	G-Force 30 - 150 GPM	Handline 50 - 350 GPM Dual-Force 70 - 250 GPM Metro 2 95-325 GPM
CLASS A	<b>BEST</b>							
AFFF	<b>BEST</b>							
Alcohol Resistant AFFF	<b>BEST</b>							
PROTEIN, FP, FFFP	<b>BETTER</b>							
Attachment Method	<div style="display: flex; justify-content: space-around; align-items: center;"> <div style="text-align: center;">  <p>① Insert bumper with latch unlocked.</p> </div> <div style="text-align: center;"> <p>UNLOCKED    LOCKED</p>  <p>② Push levers down to lock in place.</p> </div> </div>							
Foam Application	Use in Straight Stream through Fog Pattern							

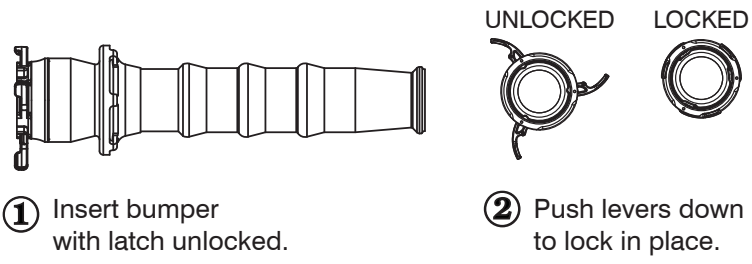

**FOG:** Shorter Reach  
More Expansion



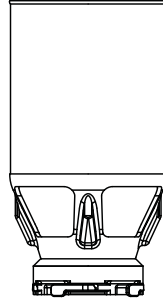
**STRAIGHT STREAM:**  
Longer Reach, Less Expansion

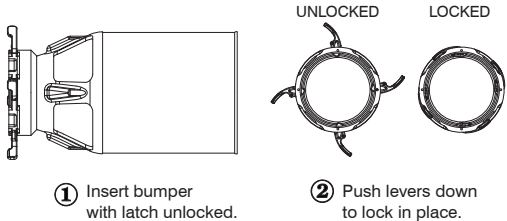




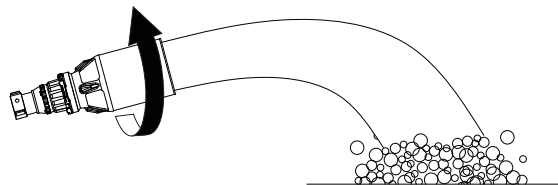
Series	<b>FOAMJET-LX</b>				
Description	Low Expansion Aspirating Attachment				
Model	<b>FJ-LX-U</b>	<b>FJ-LX-G</b>	<b>FJ-LX-FQ</b>	<b>FJ-LX-HM</b>	<b>FJ-LX-M</b>
For Nozzle Series (flow range)	Ultimatic 10 - 125 GPM	G-Force 30 - 150 GPM	QuadraFog 1.5" 30 - 125 GPM	Mid-Matic Mid-Force Metro 1 70 - 200 GPM	Master Series 1000-1250s Master Foam 250, 350, 500, 750 GPM
CLASS A	<b>BETTER</b>				
AFFF	<b>BETTER</b>				
Alcohol Resistant AFFF	<b>GOOD</b>				
PROTEIN, FP, FFFP	<b>BEST</b>				
Attachment Method					
Foam Application	Use in Straight Stream Only				



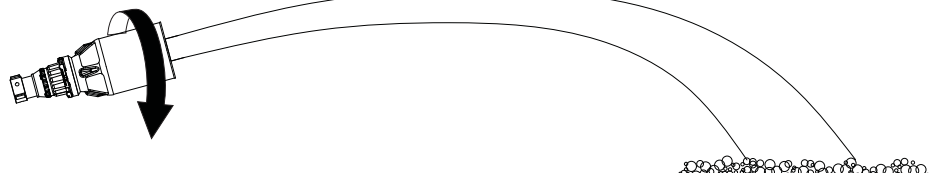


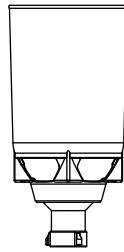
Series	<b>FOAMJET-MX</b>
Description	Low-Expansion Aspirating Attachment
Model	<b>FJ-MX-MD</b>
For Nozzle Series (flow range)	MD Series: 100 - 500 GPM (Max-Force, Max-Matic, Max-Flow) ZN Series: 350, 500 & 750 GPM Industrial Nozzle
CLASS A	<b>BETTER</b>
AFFF	<b>GOOD</b>
Alcohol Resistant AFFF	<b>GOOD</b>
PROTEIN, FP, FFFP	<b>BETTER</b>
Attachment Method	
Foam Application	Use in Straight Stream through Fog Pattern

**FOG:** Shorter Reach  
More Expansion



**STRAIGHT STREAM:**  
Longer Reach, Less Expansion





<b>Series</b>	<b>MX-FOAMJET</b>		
<b>Description</b>	Medium Expansion Foam Nozzle		
<b>Model</b>	<b>FJ-MX-060</b>	<b>FJ-MX-095</b>	<b>FL-MX-125</b>
<b>For Nozzle Series (flow range)</b>	Operating Pressure: 60 PSI Flow: 60 GPM	Operating Pressure: 95 PSI Flow: 95 GPM	Operating Pressure: 125 PSI Flow: 125 GPM
CLASS A	<b>BEST</b>		
AFFF	<b>BEST</b>		
Alcohol Resistant AFFF	<b>BEST</b>		
PROTEIN, FP, FFFP	<b>BETTER</b>		
<b>Attachment Method</b>			
<b>Foam Application</b>	Full Open Valve Straight Hose Line		

## Basic Guide To Foam Selection and Use

Refer to instructions and guidelines from foam manufacturer and the fire service for specific uses and application techniques.

<b>SOLID FUEL - CLASS A</b>			
Solid fuel with wettable cellular fibers that leave ash behind when burned. Examples: wood, paper, straw, brush, etc.			
<b>CLASS A</b>			
Recommended using class A foam that meets USDA Forest Service "Interim Requirements for Foam for Wildland Fires, Aircraft or Ground Application" or NFPA 298 "Foam Chemicals for Wildland Fire Control."			
<b>INVOLVED STRUCTURES</b>		<b>WILDLAND &amp; EXPOSURE PROTECTION</b>	
Application rates in gpm/ft <sup>2</sup> 0.33 for fully involved		Apply as needed for penetration, isolation, cooling, and smothering	
<p>Apply using low expansion setting for:</p> <ul style="list-style-type: none"> <li>- soaking and penetration of fuel</li> <li>- greater stream reach</li> </ul> <p>Apply using medium expansion setting for:</p> <ul style="list-style-type: none"> <li>- greater coverage</li> <li>- longer lasting</li> <li>- insulating</li> </ul>			
<b>LIQUID FUEL - CLASS B</b>			
<b>HYDROCARBONS</b>		<b>POLAR SOLVENTS</b>	
Fuels that are mostly refined from crude oil or vegetable matter. Will not mix with water.		A flammable liquid that mixes with water. Examples are alcohols, amines, ethers, esters, aldehydes, and ketones. In firefighting, any flammable liquid which destroys regular foam is generally referred to as a polar solvent.	
AFFF (Aqueous Film Forming Foam) FFFP (Film Forming FluoroProtein Foam) AR-AFFF (Alcohol Resistant AFFF Foam) PROTEIN FLUOROPROTEIN		AR-AFFF (Alcohol Resistant Foam)	
<b>IGNITED</b>	<b>UNIGNITED</b>	<b>IGNITED</b>	<b>UNIGNITED</b>
Application rates in gpm/ft <sup>2</sup> : AFFF & FFFP: 0.10 Protein & Fluoroprotein: 0.16 Reapply as needed.	May apply at less than rates for ignited. Be capable of increasing to ignited rates if needed.	Application rates: Use foam manufacturer's recommendations for handheld nozzles.	
Apply using <b>LOW EXPANSION</b> setting for extinguishment	Apply using <b>MEDIUM EXPANSION</b> setting for vapor suppression	Apply using <b>LOW EXPANSION</b> setting for extinguishment	Apply using <b>MEDIUM EXPANSION</b> setting for vapor suppression

## WARRANTY

Task Force Tips, Inc., 3701 Innovation Way, Valparaiso, Indiana 46383-9327 USA ("TFT") warrants to the original purchaser of its Foam Attachment ("equipment"), and to anyone to whom it is transferred, that the equipment shall be free from defects in material and workmanship during the five (5) year period from the date of purchase.

TFT's obligation under this warranty is specifically limited to replacing or repairing the equipment (or its parts) which are shown by TFT's examination to be in a defective condition attributable to TFT. To qualify for this limited warranty, the claimant must return the equipment to TFT, at 3701 Innovation Way, Valparaiso, Indiana 46383-9327 USA, within a reasonable time after discovery of the defect. TFT will examine the equipment. If TFT determines that there is a defect attributable to it, it will correct the problem within a reasonable time. If the equipment is covered by this limited warranty, TFT will assume the expenses of repair.

If any defect attributable to TFT under this limited warranty cannot be reasonably cured by repair or replacement, TFT may elect to refund the purchase price of the equipment, less reasonable depreciation, in complete discharge of its obligations under this limited warranty. If TFT makes this election, claimant shall return the equipment to TFT free and clear of any liens and encumbrances.

This is a limited warranty. The original purchaser of the equipment, any person to whom it is transferred, and any person who is an intended or unintended beneficiary of the equipment, shall not be entitled to recover from TFT any consequential or incidental damages for injury to person and/or property resulting from any defective equipment manufactured or assembled by TFT. It is agreed and understood that the price stated for the equipment is in part consideration for limiting TFT's liability. Some states do not allow the exclusion or limitation of incidental or consequential damages, so the above may not apply to you.

TFT shall have no obligation under this limited warranty if the equipment is, or has been, misused or neglected (including failure to provide reasonable maintenance) or if there have been accidents to the equipment or if it has been repaired or altered by someone else.

THIS IS A LIMITED EXPRESS WARRANTY ONLY. TFT EXPRESSLY DISCLAIMS WITH RESPECT TO THE EQUIPMENT ALL IMPLIED WARRANTIES OF MERCHANTABILITY AND ALL IMPLIED WARRANTIES OF FITNESS FOR A PARTICULAR PURPOSE. THERE IS NO WARRANTY OF ANY NATURE MADE BY TFT BEYOND THAT STATED IN THE DOCUMENT.

This limited warranty gives you specific legal rights, and you may also have other rights which vary from state to state.