



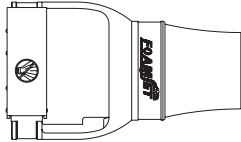
TASK FORCE TIPS
FIRE FIGHTING EQUIPMENT

MANUAL: Foam Attachments for TFT Nozzles

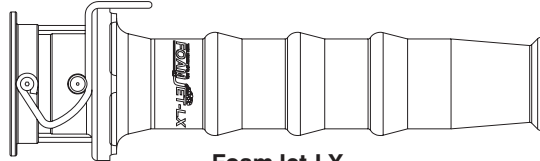
INSTRUCTIONS FOR SAFE OPERATION AND MAINTENANCE

WARNING

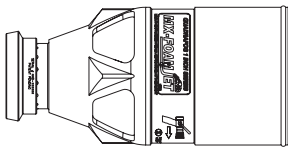
Read instruction manual before use. Operation of these attachments without understanding the instructions and receiving proper training can result in injury and is a misuse of this equipment. This manual should be kept available to all operating personnel. Call 800-348-2686 with any questions.



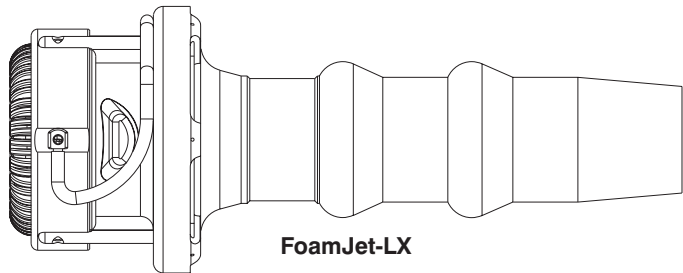
FoamJet



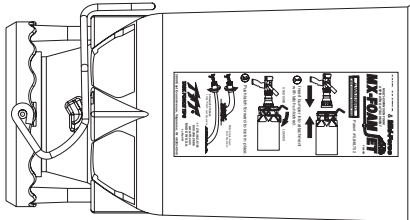
FoamJet-LX



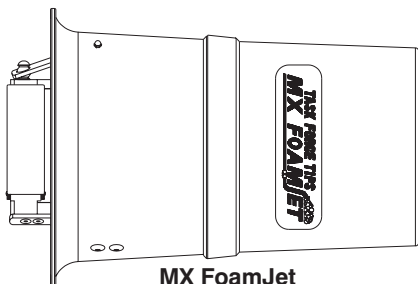
MX-FoamJet



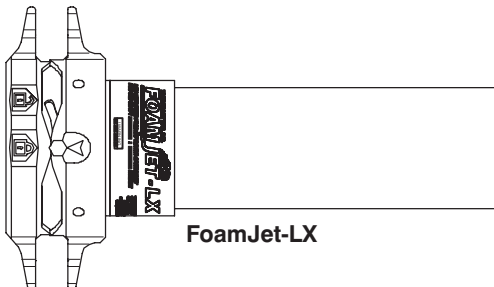
FoamJet-LX



MX-FoamJet



MX FoamJet



FoamJet-LX

DANGER

PERSONAL RESPONSIBILITY CODE

The member companies of FEMSA that provide emergency response equipment and services want responders to know and understand the following:

1. Firefighting and Emergency Response are inherently dangerous activities requiring proper training in their hazards and the use of extreme caution at all times.
2. It is your responsibility to read and understand any user's instructions, including purpose and limitations, provided with any piece of equipment you may be called upon to use.
3. It is your responsibility to know that you have been properly trained in Firefighting and /or Emergency Response and in the use, precautions, and care of any equipment you may be called upon to use.
4. It is your responsibility to be in proper physical condition and to maintain the personal skill level required to operate any equipment you may be called upon to use.
5. It is your responsibility to know that your equipment is in operable condition and has been maintained in accordance with the manufacturer's instructions.
6. Failure to follow these guidelines may result in death, burns or other severe injury.



Fire and Emergency Manufacturers and Services Association, Inc.
P.O. Box 147, Lynnfield, MA 01940 • www.FEMSA.org

TASK FORCE TIPS, Inc.
MADE IN USA • www.tft.com

2800 E. Evans Ave, Valparaiso, IN 46383-6940 USA
800-348-2686 • 219-462-6161 • Fax 219-464-7155

⚠ WARNING

Lack of foam can place nozzle operator at risk of injury or death. Establish foam flow before advancing into hazardous situations. Assure against running out of foam. Check concentrate level periodically and keep an adequate supply on hand.

⚠ WARNING

Improper use of foam can result in injury or damage to the environment. Follow foam concentrate manufacturer's instructions and fire service training to avoid:

- *Using wrong type of foam on a fire, i.e. Class A foam on a Class B fire.*
- *Mishandling of concentrates, some of which are flammable.*
- *Plunging foam into pools of burning liquid fuels.*
- *Causing environmental damage.*
- *Directing foam into face.*

⚠ CAUTION

Each model FoamJet, MX-FoamJet and FoamJet-LX is designed for a specific nozzle. Do not use with other than the intended nozzle. Use with other than the intended nozzle can result in improper latching, poor foam performance, injury or loss of property.

⚠ CAUTION

Any alterations to the FoamJet, MX-Foamjet or FoamJet-LX or their markings constitutes a misuse of these products and could diminish safety.

INTRODUCTION — In order to produce the best quality low and medium expansion foam for fire fighting, the foam solution must be aerated by some means. The FoamJet, MX-FoamJet and FoamJet-LX series of nozzle attachments provide a simple and lightweight means to aerate the foam as it exits the nozzle. These devices are quickly attached or removed from the nozzle as the situation demands. The attachments are available for a variety of TFT handheld & master stream nozzles. See figure 1 for a listing of available models and compatible nozzles. The label on each attachment also lists compatible nozzles.

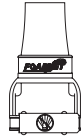
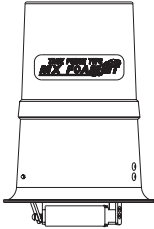
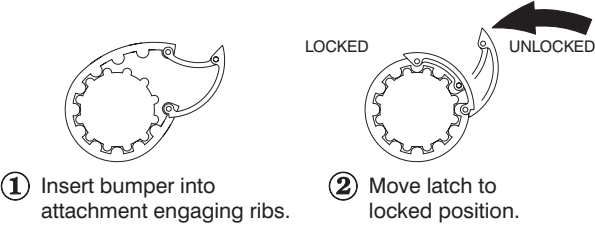

FOAM TYPE, CONCENTRATION AND PROPORTIONING — The FoamJet, MX-FoamJet and FoamJet-LX can be used with most types of concentrate including protein, fluoroprotein, AFFF, AR-AFFF (alcohol resistant foam). See figure 2 for a summary of typical uses for various foam types. The foam concentrate must be proportioned into the water before the nozzle by some means, such as batch mixing, eductors or direct injection systems. The nature of the fire hazard will determine the type of foam used, the concentration, and the desired expansion ratio. Refer to figure 2 for basic guidelines. Finished foam expansion and longevity (life) are largely dependent on the type and quality of foaming agents used in foam chemical formulations. Some foams will perform better than others when used with these devices.

ATTACHMENT TO NOZZLE — The FoamJet, MX-FoamJet and FoamJet-LX Series are attached to the nozzle by three different methods. Each of the three methods is shown in figure 1. Each method clamps onto the bumper of the nozzle. Assure that bumper of nozzle is in good condition (no nicks or abrasions) to positively latch and seal to FoamJet attachment.

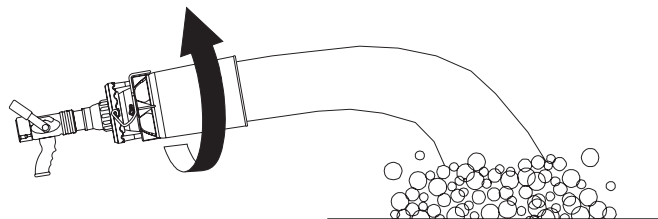
USE OF FOAMJET, MX-FOAMJET AND FOAMJET-LX ATTACHMENTS — Refer to fire service training for the proper use of foam. The FoamJet and Foamjet-LX series are intended to be used with the nozzle in the straight stream position only. Failure to do so will cause blowback through the air intakes of the foam attachment. Foam expansion ratios from the MX-Foamjet series may be adjusted by changing the bumper position of the nozzle. As the nozzle bumper is rotated back to the wide fog position, higher expansion ratios will be produced, but with reduced stream reach. Rotating the nozzle bumper into straight stream will produce lower expansion ratios, but with longer reach.

Figure 1

Foam Aspirating Attachments For Handheld Nozzles

				
Series	FOAMJET			MX-FOAMJET
Description	The Most Compact Low Expansion Aspirating Attachment			Multi-Expansion Foam Aspirating Attachment
Model	FJ-DQ	FJ-U	FJ-H	FJ-HMX
For Nozzle Series (flow range)	QuadraFog 1" 5 - 40 GPM	Ultimatic 10-125 GPM	Handline 50-350 GPM Dual-Force 70-250 GPM	Handline 50 - 350 GPM Dual-Force 70 - 250 GPM
CLASS A	GOOD			EXCELLENT
AFFF	GOOD			EXCELLENT
Alcohol Resistant AFFF	FAIR			GOOD
PROTEIN, FP, FFFP	FAIR			GOOD
Attachment Method	 <p>① Insert bumper into attachment engaging ribs. ② Move latch to locked position.</p>			
Foam Application	Use in Straight Stream Only 		Use in Straight Stream through Fog Pattern	

FOG: Shorter Reach
More Expansion



STRAIGHT STREAM:
Longer Reach, Less Expansion




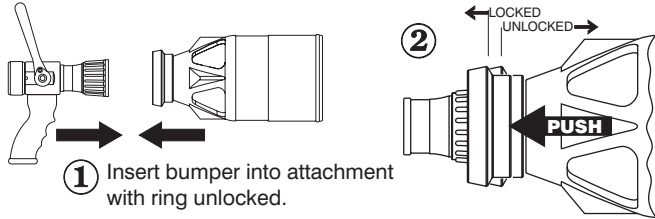
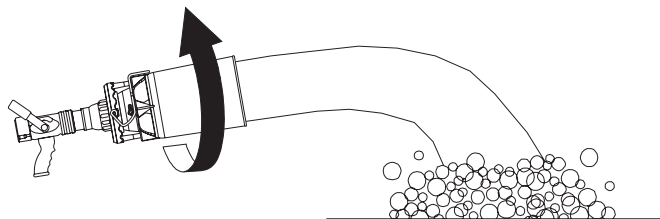


Figure 2


Foam Aspirating Attachments For Handheld & Master Stream Nozzles

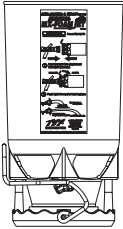
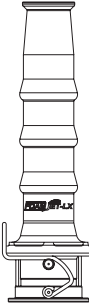
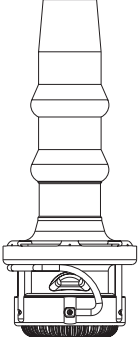
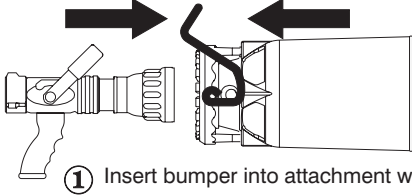
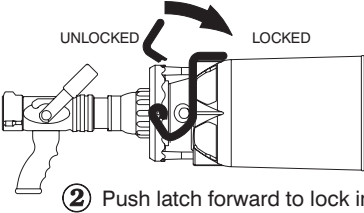

				
Series	MX-FOAMJET		MX-FOAMJET	
Description	Multi-Expansion Foam Aspirating Attachment			
Model	FJ-MX-D	FJ-MX-F	FJ-MX-DQ	
For Nozzle Series (flow range)	Twister 1" 10-24 GPM 10-40 GPM	Twister 1.5" 20-60 GPM 20-95 GPM	QuadraFog 1" 5 - 40 GPM Medium Expansion Suitable for 24 & 40 GPM Settings Only	
CLASS A	EXCELLENT			
AFFF	EXCELLENT			
Alcohol Resistant AFFF	EXCELLENT			
PROTEIN, FP, FFFP	GOOD			
Attachment Method	 <p>① Insert bumper into attachment with ring unlocked.</p> <p>② LOCKED UNLOCKED → PUSH</p>			
Foam Application	Use in Straight Stream through Fog Pattern			

FOG: Shorter Reach
More Expansion



STRAIGHT STREAM:
Longer Reach, Less Expansion



						
MX-FOAMJET				FOAMJET-LX		
Multi-Expansion Foam Aspirating Attachment				Makes the Thickest Low Expansion Foam		
FJ-UMX	FJ-MX-FQ	FJ-MX-FT	FJ-MX-HM	FJ-LX-FQ	FJ-LX-HM	FJ-LX-M
Ultimatic 10 - 125 GPM	QuadraFog 1.5" 30 - 125 GPM Small Body Metro	ThunderFog Series 30 - 200 GPM 95 - 250 GPM Big Body Metro	Mid-Matic Mid-Force 70 - 200 GPM	QuadraFog 1.5" 30 - 125 GPM Small Body Metro	Mid-Matic Mid-Force 70 - 200 GPM	Master Series 150-1250 GPM Master Foam 350, 500, 750 GPM
EXCELLENT				GOOD		
EXCELLENT				GOOD		
GOOD				FAIR		
FAIR				FAIR		
						
Use in Straight Stream through Fog Pattern				Use in Straight Stream Only 		

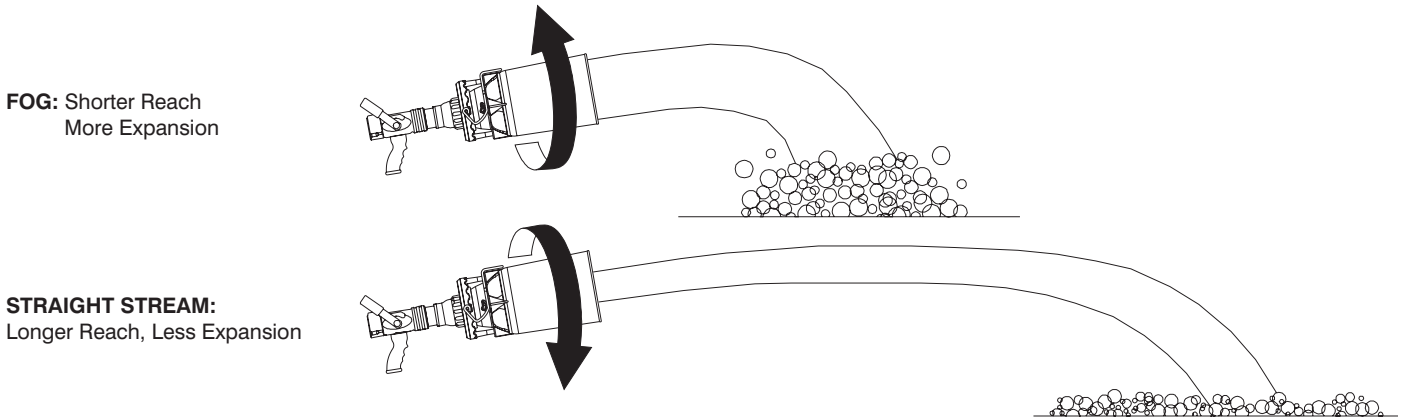
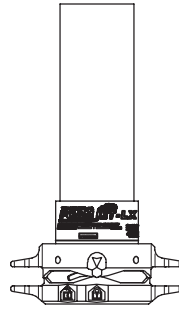


Figure 3

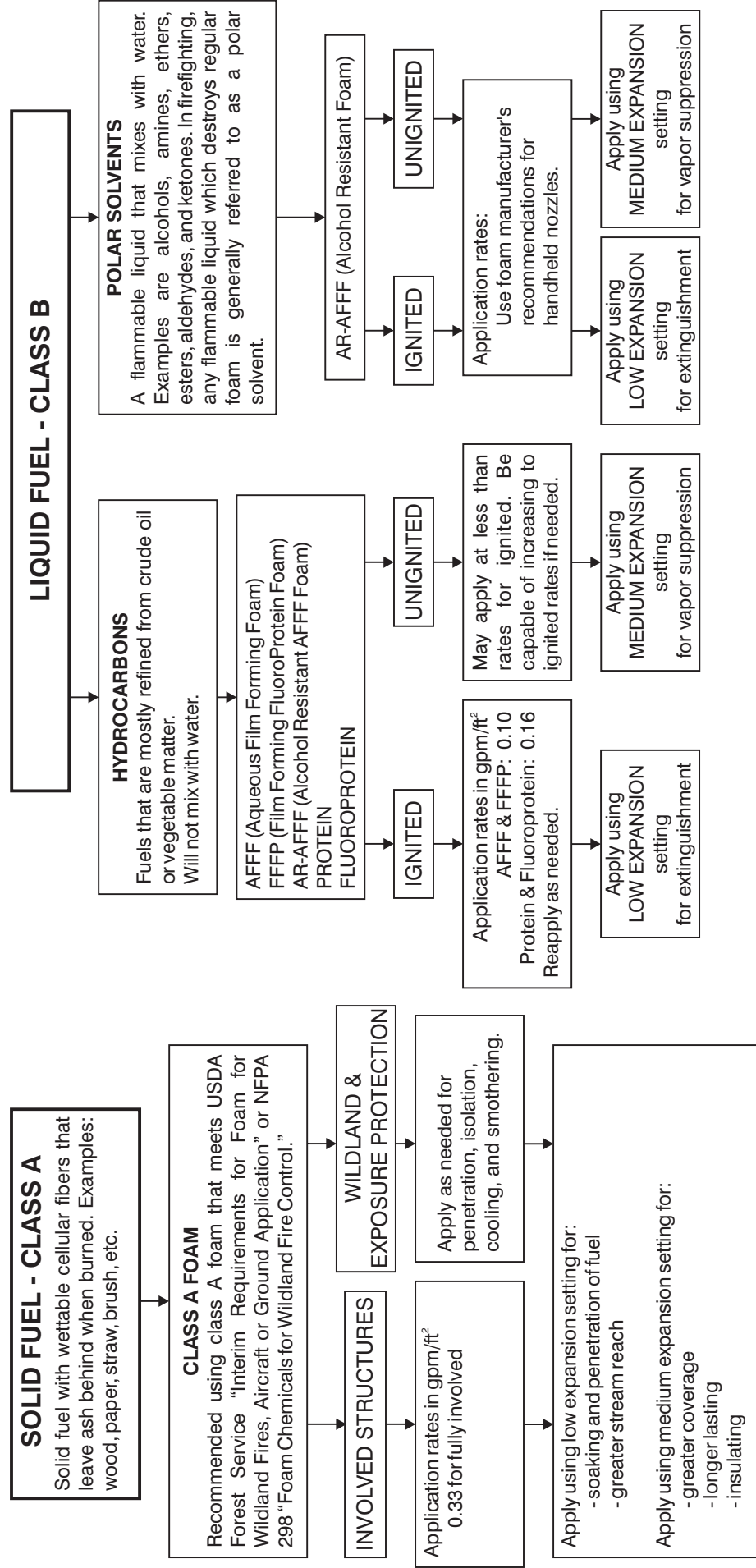
Foam Aspirating Attachments For Handheld & Master Stream Nozzles



Series	FOAMJET-LX
Description	Makes the Thickest Low Expansion Foam
Model	FJ-LX-MD
For Nozzle Series (flow range)	MD Series: 100 - 500 GPM (Max-Force, Max-Matic, Max-Flow) ZN Series: 350, 500 & 750 GPM Industrial Nozzle
CLASS A	GOOD
AFFF	GOOD
Alcohol Resistant AFFF	FAIR
PROTEIN, FP, FFFP	FAIR
Attachment Method	<p>① Insert bumper into attachment with clamp unlocked.</p> <p>② Squeeze clamp handles together to lock in place.</p>
Foam Application	<p>Use in Straight Stream Only</p>

Figure 4 — Basic Guide To Foam Selection and Use

Refer to instructions and guidelines from foam manufacturer and the fire service for specific uses and application techniques.



9.0 WARRANTY

Task Force Tips, Inc., 2800 East Evans Avenue, Valparaiso, Indiana 46383 ("TFT") warrants to the original purchaser of its Blitz Lite Monitor ("equipment"), and to anyone to whom it is transferred, that the equipment shall be free from defects in material and workmanship during the five (5) year period from the date of purchase.

TFT's obligation under this warranty is specifically limited to replacing or repairing the equipment (or its parts) which are shown by TFT's examination to be in a defective condition attributable to TFT. To qualify for this limited warranty, the claimant must return the equipment to TFT, at 2800 East Evans Avenue, Valparaiso, Indiana 46383, within a reasonable time after discovery of the defect. TFT will examine the equipment. If TFT determines that there is a defect attributable to it, it will correct the problem within a reasonable time. If the equipment is covered by this limited warranty, TFT will assume the expenses of repair.

If any defect attributable to TFT under this limited warranty cannot be reasonably cured by repair or replacement, TFT may elect to refund the purchase price of the equipment, less reasonable depreciation, in complete discharge of its obligations under this limited warranty. If TFT makes this election, claimant shall return the equipment to TFT free and clear of any liens and encumbrances.

This is a limited warranty. The original purchaser of the equipment, any person to whom it is transferred, and any person who is an intended or unintended beneficiary of the equipment, shall not be entitled to recover from TFT any consequential or incidental damages for injury to person and/or property resulting from any defective equipment manufactured or assembled by TFT. It is agreed and understood that the price stated for the equipment is in part consideration for limiting TFT's liability. Some states do not allow the exclusion or limitation of incidental or consequential damages, so the above may not apply to you.

TFT shall have no obligation under this limited warranty if the equipment is, or has been, misused or neglected (including failure to provide reasonable maintenance) or if there have been accidents to the equipment or if it has been repaired or altered by someone else.

THIS IS A LIMITED EXPRESS WARRANTY ONLY. TFT EXPRESSLY DISCLAIMS WITH RESPECT TO THE EQUIPMENT ALL IMPLIED WARRANTIES OF MERCHANTABILITY AND ALL IMPLIED WARRANTIES OF FITNESS FOR A PARTICULAR PURPOSE. THERE IS NO WARRANTY OF ANY NATURE MADE BY TFT BEYOND THAT STATED IN THE DOCUMENT.

This limited warranty gives you specific legal rights, and you may also have other rights which vary from state to state.

Visit TFT's web site at www.tft.com

TASK FORCE TIPS, Inc.
MADE IN USA • www.tft.com

2800 E. Evans Ave, Valparaiso, IN 46383-6940 USA
800-348-2686 • 219-462-6161 • Fax 219-464-7155